

PHIL 3372 (04): Philosophy of Science

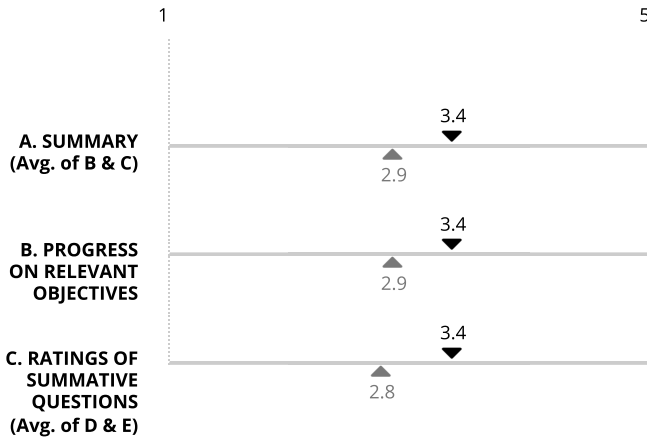
Spring 2023 | Thomas Brommage | Course CIP Code: 38.0101

27 | Students Enrolled
6 | Students Responded
22.22% | Response Rate

Summative

▼ | Adjusted
▲ | Raw
| | 3 Point Plus/Minus

Your Average Scores
5 Point Scale



Your Overall Mean Ratings
5 Point Scale

Ratings of Summative Questions	Raw	Adj.
D. Excellent Teacher	3.2	3.8
E. Excellent Course	2.3	3

Your Overall Converted Ratings

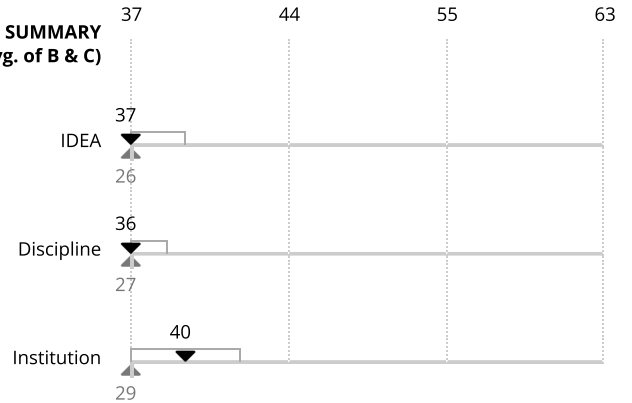
Ratings of Summative Questions	Raw	Adj.
D. Excellent Teacher		
IDEA	30	42
Discipline	30	40
Institution	32	44
E. Excellent Course		
IDEA	18	30
Discipline	20	30
Institution	20	33

Converted Average Buckets
Based on a Bell Curve

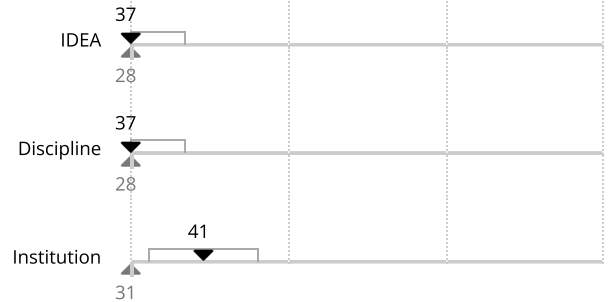
Much Lower (Lowest 10%) 37 or Lower	Lower (Next 20%) 38 - 44	Similar (Middle 40%) 45 - 55	Higher (Next 20%) 56 - 62	Much Higher (Highest 10%) 63 or Higher
--	-----------------------------	---------------------------------	------------------------------	---

Your Converted Average

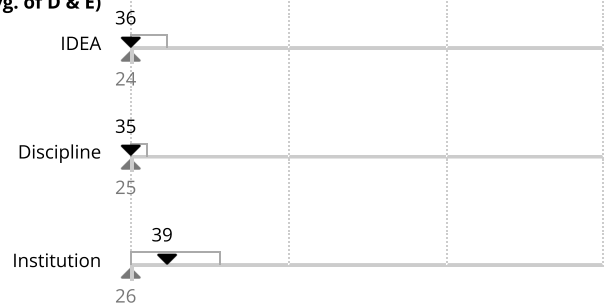
A. SUMMARY (Avg. of B & C)



B. PROGRESS ON RELEVANT OBJECTIVES



C. RATINGS OF SUMMATIVE QUESTIONS (Avg. of D & E)



Student Ratings of Learning on Relevant Objectives	Importance Rating	Your Average (5 Point Scale)				Your Converted Average					
				% of Students Rating		IDEA		Discipline		Institution	
		Raw	Adj.	1 or 2	4 or 5	Raw	Adj.	Raw	Adj.	Raw	Adj.
Gaining a basic understanding of the subject (e.g., factual knowledge, methods, principles, generalizations, theories)	I	2.8	3.3	17	17	22	31	25	33	26	36
Developing knowledge and understanding of diverse perspectives, global awareness, or other cultures	M	2.5	3.4	33	0	26	41	23	37	29	43
Learning to <i>apply</i> course material (to improve thinking, problem solving, and decisions)	I	2.5	3	33	0	18	29	23	33	23	34
Developing specific skills, competencies, and points of view needed by professionals in the field most closely related to this course	M	2.7	3.3	33	17	22	34	30	40	24	37
Acquiring skills in working with others as a member of a team	M	2.2	2.8	50	17	24	34	37	46	28	39
Developing creative capacities (inventing; designing; writing; performing in art, music, drama, etc.)	M	2.7	4.1	33	17	36	55	39	56	34	53
Gaining a broader understanding and appreciation of intellectual/cultural activity (music, science, literature, etc.)	M	3.2	4.1	0	17	40	55	40	52	40	53
Developing skill in expressing myself orally or in writing	M	2.5	3.4	50	17	28	43	28	43	29	44
Learning how to find, evaluate, and use resources to explore a topic in depth	M	2.8	3.5	17	17	30	42	35	45	33	45
Developing ethical reasoning and/or ethical decision making	M	2.8	3.6	17	17	34	46	27	40	36	48
Learning to <i>analyze</i> and <i>critically evaluate</i> ideas, arguments, and points of view	E	3.2	3.7	17	33	35	44	31	40	38	47
Learning to apply knowledge and skills to benefit others or serve the public good	M	2.7	3.6	33	33	28	43	32	46	32	47
Learning appropriate methods for collecting, analyzing, and interpreting numerical information	M	2.8	2.8	33	33	34	34	47	48	37	38

Course Description	Your Average	Your Converted Average		
		IDE A	Discipline	Institution
Amount of coursework	2.3	31	34	32
Difficulty of subject matter	4.3	68	68	69

Student Description	Your Average	Your Converted Average		
		IDE A	Discipline	Institution
As a rule, I put forth more effort than other students on academic work.	4	56	56	54
I really wanted to take this course regardless of who taught it.	3	34	40	37
When this course began I believed I could master its content.	2.7	17	29	23
My background prepared me well for this course's requirements.	2.2	16	29	21

Formative

Teaching Essentials	Your Average	Students Rating	Suggested Action
Demonstrated the importance and significance of the subject matter	4.3	17% (1 or 2) 83% (4 or 5)	You employed the method with frequency typical of those teaching classes of similar size and level of student motivation.
Made it clear how each topic fit into the course	4.5	0% (1 or 2) 100% (4 or 5)	You employed the method more frequently than those teaching classes of similar size and level of student motivation.
Explained course material clearly and concisely	3.5	33% (1 or 2) 50% (4 or 5)	You employed the method less frequently than those teaching classes of similar size and level of student motivation.
Introduced stimulating ideas about the subject	3.8	17% (1 or 2) 67% (4 or 5)	You employed the method with frequency typical of those teaching classes of similar size and level of student motivation.
Inspired students to set and achieve goals which really challenged them	3.2	33% (1 or 2) 50% (4 or 5)	You employed the method less frequently than those teaching classes of similar size and level of student motivation.

Reflective and Integrative Learning	Your Average	Students Rating	Suggested Action
Helped students to interpret subject matter from diverse perspectives (e.g., different cultures, religions, genders, political views)	4.2	17% (1 or 2) 83% (4 or 5)	You employed the method with frequency typical of those teaching classes of similar size and level of student motivation.
Encouraged students to reflect on and evaluate what they have learned	4.3	0% (1 or 2) 83% (4 or 5)	You employed the method with frequency typical of those teaching classes of similar size and level of student motivation.
Stimulated students to intellectual effort beyond that required by most courses	4	17% (1 or 2) 83% (4 or 5)	You employed the method with frequency typical of those teaching classes of similar size and level of student motivation.
Related course material to real life situations	4.2	0% (1 or 2) 83% (4 or 5)	You employed the method with frequency typical of those teaching classes of similar size and level of student motivation.
Created opportunities for students to apply course content outside the classroom	3.7	17% (1 or 2) 67% (4 or 5)	You employed the method with frequency typical of those teaching classes of similar size and level of student motivation.

Collaborative Learning	Your Average	Students Rating	Suggested Action
------------------------	--------------	-----------------	------------------

Active Learning	Your Average	Students Rating	Suggested Action
Gave projects, tests, or assignments that required original or creative thinking	4.3	0% (1 or 2) 67% (4 or 5)	You employed the method more frequently than those teaching classes of similar size and level of student motivation.

Quantitative

<i>Describe the frequency of your instructor's teaching procedures.</i>	Hardly Ever	Occasional ly	Sometimes	Frequently	Almost Always	N	DNA	SD	M
<i>The Instructor:</i>									
Found ways to help students answer their own questions	16.67% (1)	0% (0)	16.67% (1)	16.67% (1)	50% (3)	6	0	1.46	3.83
Helped students to interpret subject matter from diverse perspectives (e.g., different cultures, religions, genders, political views)	0% (0)	16.67% (1)	0% (0)	33.33% (2)	50% (3)	6	0	1.07	4.17
Encouraged students to reflect on and evaluate what they have learned	0% (0)	0% (0)	16.67% (1)	33.33% (2)	50% (3)	6	0	0.75	4.33
Demonstrated the importance and significance of the subject matter	0% (0)	16.67% (1)	0% (0)	16.67% (1)	66.67% (4)	6	0	1.11	4.33
Formed teams or groups to facilitate learning	66.67% (4)	0% (0)	0% (0)	0% (0)	33.33% (2)	6	0	1.89	2.33
Made it clear how each topic fit into the course	0% (0)	0% (0)	0% (0)	50% (3)	50% (3)	6	0	0.5	4.5
Provided meaningful feedback on students' academic performance	0% (0)	16.67% (1)	16.67% (1)	33.33% (2)	33.33% (2)	6	0	1.07	3.83
Stimulated students to intellectual effort beyond that required by most courses	16.67% (1)	0% (0)	0% (0)	33.33% (2)	50% (3)	6	0	1.41	4
Encouraged students to use multiple resources (e.g., Internet, library holdings, outside experts) to improve understanding	16.67% (1)	16.67% (1)	0% (0)	16.67% (1)	50% (3)	6	0	1.6	3.67
Explained course material clearly and concisely	16.67% (1)	16.67% (1)	16.67% (1)	0% (0)	50% (3)	6	0	1.61	3.5

<i>Describe the frequency of your instructor's teaching procedures.</i>	Hardly Ever	Occasional ly	Sometimes	Frequently	Almost Always	N	DNA	SD	M
<i>The Instructor:</i>									
Related course material to real life situations	0% (0)	0% (0)	16.67% (1)	50% (3)	33.33% (2)	6	0	0.69	4.17
Created opportunities for students to apply course content outside the classroom	16.67% (1)	0% (0)	16.67% (1)	33.33% (2)	33.33% (2)	6	0	1.37	3.67
Introduced stimulating ideas about the subject	0% (0)	16.67% (1)	16.67% (1)	33.33% (2)	33.33% (2)	6	0	1.07	3.83
Involved students in hands-on projects such as research, case studies, or real life activities	33.33% (2)	16.67% (1)	0% (0)	16.67% (1)	33.33% (2)	6	0	1.73	3
Inspired students to set and achieve goals which really challenged them	33.33% (2)	0% (0)	16.67% (1)	16.67% (1)	33.33% (2)	6	0	1.67	3.17
Asked students to share ideas and experiences with others whose backgrounds and viewpoints differ from their own	16.67% (1)	16.67% (1)	16.67% (1)	0% (0)	50% (3)	6	0	1.61	3.5
Asked students to help each other understand ideas or concepts	16.67% (1)	0% (0)	33.33% (2)	16.67% (1)	33.33% (2)	6	0	1.38	3.5
Gave projects, tests, or assignments that required original or creative thinking	0% (0)	0% (0)	33.33% (2)	0% (0)	66.67% (4)	6	0	0.94	4.33
Encouraged student-faculty interaction outside of class (e.g., office visits, phone calls, email)	0% (0)	16.67% (1)	16.67% (1)	0% (0)	66.67% (4)	6	0	1.21	4.17

<i>Describe your progress on:</i>	No Apparent Progress	Slight Progress	Moderate Progress	Substantial Progress	Exceptional Progress	N	DNA	SD	M
Gaining a basic understanding of the subject (e.g., factual knowledge, methods, principles, generalizations, theories)	16.67% (1)	0% (0)	66.67% (4)	16.67% (1)	0% (0)	6	0	0.9	2.83
Developing knowledge and understanding of diverse perspectives, global awareness, or other cultures	16.67% (1)	16.67% (1)	66.67% (4)	0% (0)	0% (0)	6	0	0.76	2.5
Learning to <i>apply</i> course material (to improve thinking, problem solving, and decisions)	16.67% (1)	16.67% (1)	66.67% (4)	0% (0)	0% (0)	6	0	0.76	2.5
Developing specific skills, competencies, and points of view needed by professionals in the field most closely related to this course	16.67% (1)	16.67% (1)	50% (3)	16.67% (1)	0% (0)	6	0	0.94	2.67
Acquiring skills in working with others as a member of a team	50% (3)	0% (0)	33.33% (2)	16.67% (1)	0% (0)	6	0	1.21	2.17
Developing creative capacities (inventing; designing; writing; performing in art, music, drama, etc.)	16.67% (1)	16.67% (1)	50% (3)	16.67% (1)	0% (0)	6	0	0.94	2.67
Gaining a broader understanding and appreciation of intellectual/cultural activity (music, science, literature, etc.)	0% (0)	0% (0)	83.33% (5)	16.67% (1)	0% (0)	6	0	0.37	3.17
Developing skill in expressing myself orally or in writing	16.67% (1)	33.33% (2)	33.33% (2)	16.67% (1)	0% (0)	6	0	0.96	2.5
Learning how to find, evaluate, and use resources to explore a topic in depth	16.67% (1)	0% (0)	66.67% (4)	16.67% (1)	0% (0)	6	0	0.9	2.83
Developing ethical reasoning and/or ethical decision making	16.67% (1)	0% (0)	66.67% (4)	16.67% (1)	0% (0)	6	0	0.9	2.83
Learning to <i>analyze</i> and <i>critically evaluate</i> ideas, arguments, and points of view	0% (0)	16.67% (1)	50% (3)	33.33% (2)	0% (0)	6	0	0.69	3.17
Learning to apply knowledge and skills to benefit others or serve the public good	33.33% (2)	0% (0)	33.33% (2)	33.33% (2)	0% (0)	6	0	1.25	2.67
Learning appropriate methods for collecting, analyzing, and interpreting numerical information	16.67% (1)	16.67% (1)	33.33% (2)	33.33% (2)	0% (0)	6	0	1.07	2.83
<i>The Course: On the next two items, compare this course with others you have taken at this institution.</i>	Much Less than Most Courses	Less than Most Courses	About Average	More than Most Courses	Much More than Most Courses	N	DNA	SD	M
Amount of coursework	33.33% (2)	16.67% (1)	33.33% (2)	16.67% (1)	0% (0)	6	0	1.11	2.33
Difficulty of subject matter	0% (0)	0% (0)	16.67% (1)	33.33% (2)	50% (3)	6	0	0.75	4.33
<i>For the following items, choose the option that best corresponds to your judgment.</i>	Definitely False	More False than True	In Between	More True than False	Definitely True	N	DNA	SD	M
As a rule, I put forth more effort than other students on academic work.	0% (0)	0% (0)	33.33% (2)	33.33% (2)	33.33% (2)	6	0	0.82	4
I really wanted to take this course regardless of who taught it.	33.33% (2)	0% (0)	33.33% (2)	0% (0)	33.33% (2)	6	0	1.63	3
When this course began I believed I could master its content.	16.67% (1)	0% (0)	83.33% (5)	0% (0)	0% (0)	6	0	0.75	2.67
My background prepared me well for this course's requirements.	33.33% (2)	16.67% (1)	50% (3)	0% (0)	0% (0)	6	0	0.9	2.17
Overall, I rate this instructor an excellent teacher.	16.67% (1)	16.67% (1)	33.33% (2)	0% (0)	33.33% (2)	6	0	1.46	3.17
Overall, I rate this course as excellent.	50% (3)	0% (0)	33.33% (2)	0% (0)	16.67% (1)	6	0	1.49	2.33

Qualitative

Comments -

- An absolute king, has saved my life more than one time. 10/10 recommend
- hes pretty cool, philosophy is a hard topic to teach.
- This is one of the worst courses and teachers I have taken from SHSU. Material is never explained in a manner in which students can understand and the grading on tests is so harsh that it is almost impossible to score higher than a B on any test, because the only right answers are what is word for word put on the slideshows. The fact that every test had to be curved about 30 points should say something about this class and the person who teaches it. I also know for a fact that I will never use this information in any job I would get in the psychology field and I feel like my time, energy, and money was completely wasted on this class. I have learned almost nothing worthwhile and would advise anyone to stay away from this class.